




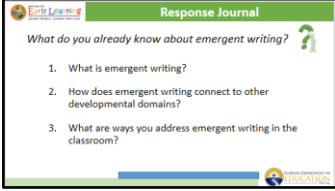
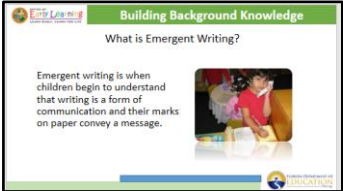
*Professional Learning Module*  
*Emergent Writing for Early Learners*

**Pacing Guide**  
 Building Background Knowledge

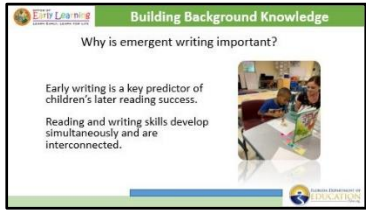

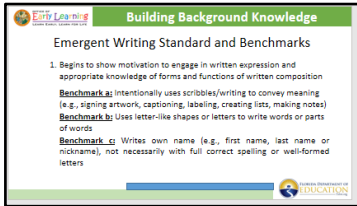


**Getting Started:**

Review the following materials

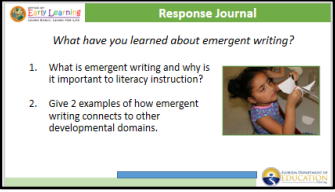
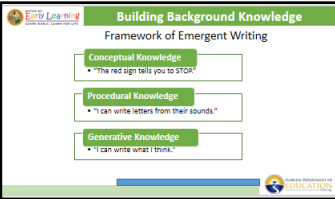

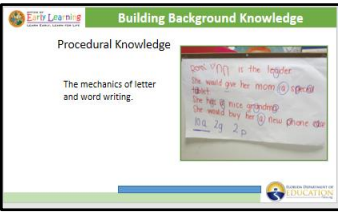

- a. Overview of Emergent Writing: Building Background Knowledge
- b. PowerPoint Note Pages
- c. Support Documents: Response Journal, Framework for Understanding Emergent Writing, How Early Writing Develops, Glossary of Terms

SLIDE	KEY POINTS	ACTION
<p><b>1</b></p> 	<p>The goal of this session is to build background knowledge for emergent writing.</p>	
<p><b>2</b></p> 	<p><b>What do you already know about emergent writing?</b></p>	<p><b>#1 Response Journal</b></p>
<p><b>3</b></p> 	<p><b>What is emergent writing?</b></p> <p>Emergent writing is when children begin to understand that writing is a form of communication and their marks on paper convey a message.</p>	<p><b>Review Content Support Document: Overview of Emergent Writing.</b></p>

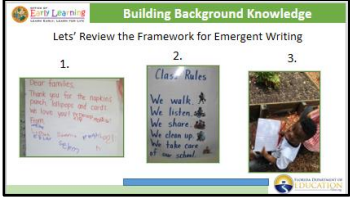
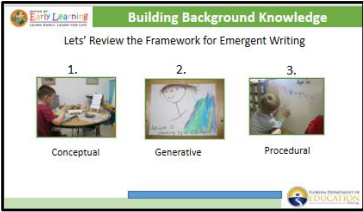



**Pacing Guide**  
Building Background Knowledge

SLIDE	KEY POINTS	ACTION
<p><b>4</b></p> 	<p><b>Why is emergent writing important?</b></p> <p>Early writing is a key predictor of children's later reading success. Progress in one fuel the development of the other.</p>	<p><b>Review Content Support Document:</b></p> <p>Overview of Emergent Writing.</p>
<p><b>5</b></p> 	<p><b>Making Connections</b></p> <p>Emergent literacy includes two components, reading and writing.</p>	<p><b>Review Content Support Document:</b></p> <p>Overview of Emergent Writing.</p>
<p><b>6</b></p> 	<p><b>Emergent Writing Standard and Benchmarks.</b></p> <p>Emergent Writing is part of the Language and Literacy domain.</p>	<p><b>Review</b> the emergent writing standard in your <i>Educator's Guide for Understanding the Florida Early Learning and Developmental Standards</i>.</p> <p><a href="http://flbt5.floridaeearlylearning.com/">http://flbt5.floridaeearlylearning.com/</a></p>
<p><b>7</b></p> 	<p><b>Making Connections</b></p> <p>Emergent writing skills and concepts are easily connected to the physical development, social emotional and creative expression developmental domains.</p>	<p><b>Guided Discussion</b></p> <p>Participants can contribute other ideas about how emergent writing can support learning in the classroom.</p>
<p><b>8</b></p> 	<p><b>Making Connections</b></p> <p>Emergent writing skills and concepts are easily connected to mathematical thinking, social studies and science.</p>	<p><b>Guided Discussion</b></p> <p>Participants can contribute other ideas about how emergent writing can support learning in the classroom.</p>


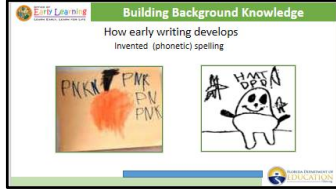

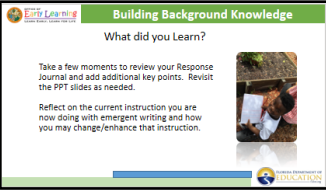
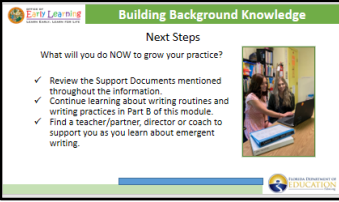
**Pacing Guide**  
Building Background Knowledge

SLIDE	KEY POINTS	ACTION
<p><b>9</b></p> 	<p><b>What have you learned about emergent writing?</b></p>	<p><b>#2. Response Journal:</b> After completing the question in the Response Journal, how has your thinking about emergent writing changed or been validated?</p>
<p><b>10</b></p> 	<p><b>Framework of emergent writing</b> Conceptual Procedural Knowledge Generative Knowledge</p>	<p><b>Review Content Support Document:</b> Framework for Understanding Emergent Writing.</p>
<p><b>11</b></p> 	<p><b>Conceptual Knowledge</b> Environmental print displayed around the room supports children's understanding that writing has a purpose and print is meaningful especially when charts are generated together.</p>	<p><b>Guided Discussion:</b></p> <ol style="list-style-type: none"> <li>1. What does conceptual mean?</li> <li>2. Write a phrase to describe conceptual knowledge</li> <li>3. Discuss the slide picture. How does it support children's understanding that print has meaning?</li> </ol>
<p><b>12</b></p> 	<p><b>Procedural Knowledge</b> "I can write letters from their sounds" Point: Children learn best, e.g., letter/sound knowledge, by observing and doing.</p>	<p><b>Guided Discussion:</b></p> <ol style="list-style-type: none"> <li>1. What does procedural mean?</li> <li>2. Write a phrase to describe procedural knowledge</li> <li>3. Discuss the slide picture. How does it help explain procedural knowledge?</li> </ol> <p>See PPT slide note page for additional info.</p>
<p><b>13</b></p> 	<p><b>Generative Knowledge:</b> "I can write what I think." Point: Children need many opportunities to experiment with different forms of written communication such as journal writing.</p>	<p><b>Guided Discussion:</b></p> <ol style="list-style-type: none"> <li>1. What does generative mean?</li> <li>2. Write a phrase to describe generative knowledge</li> <li>3. Discuss the slide picture. How does it explain generative knowledge?</li> </ol> <p>See PPT slide note page for additional info.</p>

**Pacing Guide**  
Building Background Knowledge

SLIDE	KEY POINTS	ACTION
<p><b>14</b></p> 	<p><b>Let's Review:</b> How did you do?</p>	<p><b>Guided Discussion:</b> Review each picture and decide which one would represent conceptual, procedural and generative knowledge. Be sure to support your decision.  See PPT slide note page for additional info.</p>
<p><b>15</b></p> 	<p><b>Let's Review:</b> How did you do?</p>	<p><b>Guided Discussion:</b> Review each picture and decide which one would represent conceptual, procedural and generative knowledge. Be sure to support your decision.  See PPT slide note page for additional info.</p>
<p><b>16</b></p> 	<p><b>Framework for Understanding Emergent Writing</b>  The pictures on the slide provide a "hint."</p>	<p><b>#3. Response Journal:</b> List the 3 domains discussed in the framework and give an example of each.</p>
<p><b>17</b></p> 	<p><b>Early Writing Development</b> Writing develops through a progression of stages beginning with random marks and ending with conventional spelling.</p>	<p><b>Review the Content Support Document:</b> How Early Writing Develops</p>
<p><b>18</b></p> 	<p><b>How early writing develops</b> Drawing and Scribbling Writing development begins when a young child, experimenting with writing tools, makes random marks on paper.</p>	<p><b>Review the Content Support Document:</b> How Early Writing Develops to read how teachers can support each stage of writing development.</p>

**Pacing Guide**  
Building Background Knowledge

SLIDE	KEY POINTS	ACTION
<p><b>19</b></p> 	<p><b>How early writing develops</b></p> <p>Mock Letters and Letter strings</p> <p>The child's marks become more intentional and are used to represent ideas and will take on a more letter-like form that gradually become letters.</p>	<p><b>Review the Content Support Document:</b></p> <p>How Early Writing Develops to read how teachers can support each stage of writing development.</p>
<p><b>20</b></p> 	<p><b>How early writing develops</b></p> <p>Later, the child makes connections between the sounds of language and letters, and begins using letters that correspond to the sounds in words.</p>	<p><b>Review the Support Document:</b></p> <p>How Early Writing Develops to read how teachers can support each stage of writing development.</p>
<p><b>21</b></p> 	<p><b>Stages of Writing Development</b></p> <p>What do you remember about the stages of writing development?</p>	<p><b>#4 Response Journal</b></p> <p>Put the writing pictures in order of development.</p>
<p><b>22</b></p> 	<p><b>What did you learn?</b></p> <p>Review your notes in the Response Journal and reflect on how you may change or enhance your emergent writing instruction.</p>	<p><b>Discussion</b></p> <p>If this is a presentation to several participants, this time is used to review, discuss and share with one another.</p>
<p><b>23</b></p> 	<p><b>Next Steps</b></p> <p>What will you do NOW to grow your practice around emergent writing?</p>	<p><b>It is recommended that you review Part 2: Instructional Practices.</b></p>
<p><b>24</b></p> 