






*Professional Learning Module*  
*Integrating Learning Throughout the Preschool Day*

**Pacing Guide**  
 Integrating Learning

Getting Started:

1. Administer the Knowledge Check
2. Review PowerPoint Note Pages
3. Download and review the following materials:
  - a. Facilitator’s Guide: Overview of Integrating Learning
  - b. Content Support Documents: The Integrated Classroom Curriculum






SLIDE	KEY POINTS	ACTION
<p>1.</p> 	<p><b>Integrating Learning Throughout the Preschool Day</b></p>	<p><b>Review:</b> Overview of Integrating Learning</p>
<p>2.</p> 	<p><b>Integrated Classroom Curriculum</b></p> <p>An integrated <i>classroom curriculum</i> focuses on creating a child-centered learning environment providing developmentally appropriate learning experiences that are planned and implemented throughout the day.</p>	<p><b>Guided Discussion:</b> What are some key elements that you think should be included in an “integrated classroom curriculum?”</p> <p><b>Review Support Document:</b> The Integrated Classroom Curriculum</p>
<p>3.</p> 	<p><b>Florida Early Learning and Developmental Standards: Birth to Kindergarten</b></p> <p>An integrated classroom curriculum includes the Florida Standards as the foundation for guiding the classroom curriculum.</p>	<p><b>Review</b> the Florida Standards website.</p> <p><a href="http://flbt5.floridaearlylearning.com/">http://flbt5.floridaearlylearning.com/</a></p>

## Pacing Guide






### Integrating Learning

SLIDE	KEY POINTS	ACTION
<p><b>4.</b></p>	<p><b>Quality Learning Environment</b></p> <p>A positive climate helps preschoolers feel secure and encourages learning.</p>	<p><b>Guided Discussion:</b> What are ways your learning environment provides opportunities for children to engage in critical and creative thinking?</p>
<p><b>5.</b></p>	<p><b>Child-centered Classroom</b></p> <p>An effective instructor will use a child's personal and cultural knowledge to build on each child's strengths and skills.</p>	<p><b>Guided Discussion:</b> Think about your classroom. Do your materials and resources meet the needs of your children?</p>
<p><b>6.</b></p>	<p><b>Video – Child-centered Classroom</b></p> <p>The video demonstrates additional characteristics of a child-centered classroom.</p>	<p><b>Guided Discussion:</b> After viewing the video, summarize what you understand about “a child-centered classroom.”</p>
<p><b>7.</b></p>	<p><b>Active Learning Experiences</b></p> <p>An integrated classroom curriculum will include active learning experiences that are child-initiated, as well as those planned and initiated by the teacher.</p>	<p><b>Guided Discussion:</b></p> <p>“Children should be engaged in many hands-on experiences throughout the day.”</p> <p>What is meant by hands-on learning experiences?</p>


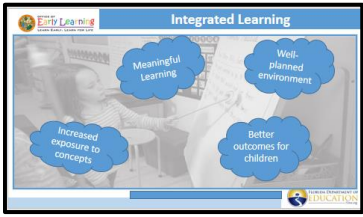
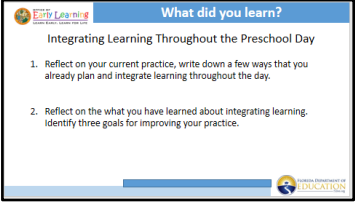
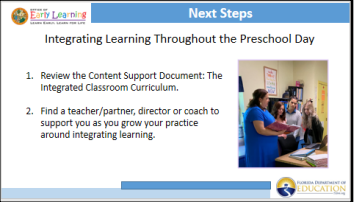

## Pacing Guide Integrating Learning

SLIDE	KEY POINTS	ACTION
<p><b>8.</b></p> 	<p><b>Balanced Instruction</b></p> <p>Throughout the course of the day, the curriculum should include instruction in varying formats, such as large group, small group, and learning centers.</p>	<p><b>Guided Discussion:</b> What does your daily schedule look like? How do you provide a balance of instruction?</p>
<p><b>9.</b></p> 	<p><b>One-on-One Interactions</b></p> <p>Through one-on-one interactions with children, teachers are able to build trusting relationships, scaffold learning and provide feedback and support.</p>	<p><b>Guided Discussion:</b> How do you plan to meet with each child every day?</p>
<p><b>10.</b></p> 	<p><b>Monitoring Children's Progress</b></p> <p>It is important to ensure that all children are on a continuous path of improvement and on target in meeting expected growth and development outcomes.</p>	<p><b>Guided Discussion:</b> What formal and informal assessments are being used in the preschool classrooms?</p> <p>How are educators using this information?</p>
<p><b>11.</b></p> 	<p><b>Learning Throughout the Day</b></p> <p>Learning goals are integrated in daily activities.</p>	<p><b>Guided Discussion:</b> In what way are learning concepts and skills practiced throughout the learning day.</p>
<p><b>12.</b></p> 	<p><b>Daily Routines</b></p> <p>Daily routines are excellent opportunities for teachers to practice and reinforce concepts and skills.</p>	<p><b>Activity:</b> List the daily routines throughout the day and add a learning goal that could be addressed during the daily routine.</p>

## Pacing Guide Integrating Learning

SLIDE	KEY POINTS	ACTION
<p>13.</p> 	<p><b>Transitions</b></p> <p>Effective teachers will use the opportunity to transition from one activity to the next by practicing and reinforcing a variety of skills.</p>	<p><b>Activity:</b> List the transitions that happen throughout the day and add a learning goal that could be addressed at this time.</p>
<p>14.</p> 	<p><b>Video: Daily Routines and Transitions</b></p>	<p><b>Video Activity:</b> Look at your list of routines and transitions, then add a few ideas as you watch the video.</p>
<p>15.</p> 	<p><b>One Activity Builds on Another</b></p> <p>When teachers integrate the curriculum across multiple domains it will lead to better outcomes for children.</p>	<p><b>Guided Discussion:</b> How does this example demonstrate “one activity builds on another.”</p>
<p>16.</p> 	<p><b>Video: One Activity Builds on Another</b></p>	<p><b>Video Activity:</b> List the domains as they are addressed in the lesson.</p>
<p>17.</p> 	<p><b>Content Integration</b></p> <p>Integrating concepts and skills within planned activities throughout the day will support children’s learning success in all areas of growth and development.</p>	<p><b>Guided Discussion:</b> Why is it important to integrate content throughout the day?</p>

## Pacing Guide Integrating Learning

SLIDE	KEY POINTS	ACTION
<p>18.</p> 	<p><b>Video: Content Integration</b></p>	<p><b>Guided Discussion:</b> How did Ms. Ellis integrate the Three Billy Goat Gruff content throughout the day?</p>
<p>19.</p> 	<p><b>Integrating Learning</b></p> <p>Effective educators will create authentic learning opportunities to practice concepts and skills throughout the day.</p>	<p><b>Discuss the key points to support integrated learning:</b></p> <ul style="list-style-type: none"> <li>• Meaningful learning</li> <li>• Well-planned environment</li> <li>• Increased exposure to concepts</li> <li>• Better outcomes for children.</li> </ul>
<p>20.</p> 	<p><b>What did you Learn?</b></p> <p>Reflect on your current practice and identify three goals for improving your practice.</p>	<p><b>Guided Discussion:</b> Participants can work independently then share with the group.</p>
<p>21.</p> 	<p><b>Next Steps</b></p> <p>Review the documents presented in the presentation. Ask a director or co-worker for support in changing practice.</p>	<p><b>Guided Discussion:</b> Share what you will do to grow your practice.</p>
<p>22.</p> 	<p><b>Questions?</b></p>	