



*Professional Learning Module*  
*Emergent Writing for Early Learners*

**Response Journal**

Part I: Building Background Knowledge

1. What do you already know about emergent writing?  
What is emergent writing and why is it important?

How does emergent writing connect to other developmental domains? (Physical Development, Social Emotional, Language and Literacy, Math, Science, etc.)

What are ways you address emergent writing in the classroom?

2. What have you learned about emergent writing?  
Why is it important to literacy instruction?

Give 2 examples of how emergent writing can connect to the developmental domains:

Physical Development – Fine Motor

Social/Emotional

Creative Arts:

Mathematical Thinking

Social Studies

Science

Make a few notes regarding your responses to what you already knew about emergent writing.  
How has your thinking changed or been validated?

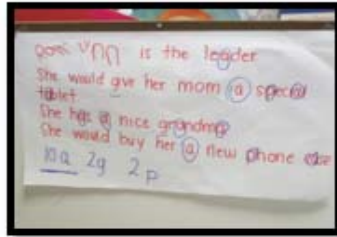

## Response Journal

### Part I: Building Background Knowledge

#### 3. Framework for Understanding Emergent Writing



List the 3 domains discussed in the framework and describe or give an example of each.

Hint



#### 4. How Early Writing Develops

Put the writing pictures in order of development.



Correct responses are on the PowerPoint slide page 21.

The following pages support Emergent Writing Part 2: Instructional Practices. Download the PowerPoint presentation and Pacing Guide.

## Response Journal

### Part 2: Instructional Practices

5. What do you already know about writing instruction?

List a few ways you include emergent writing experiences for children throughout the day.

6. Video: Writing Routines

Guiding Question: Write one idea that you see in the video for each of the writing routines.  
Review the video as needed.

Fine Motor

Name writing

Writing around the room

Learning areas

Messaging

7. Name two key points that you would like to remember about implementing writing routines with your children.

## Response Journal

### Part 2: Instructional Practices

#### 8. Video: Shared Writing

Ms. Ellis demonstrates a shared writing lesson after reading the Three Billy Goats Gruff story. Guiding Question: Notice how she makes connections to writing conventions and includes early language and literacy skills throughout the writing experience. Which ones can you identify?

- Writing Conventions
- Vocabulary development
- Emergent Reading: alphabet knowledge, phonological awareness, comprehension,
- Language Development

#### 9. Video: Interactive Writing

Mrs. Angelo demonstrates an interactive writing lesson as she sequences the events of the Three Billy Goats Gruff story.

Guiding Question: Record how Mrs. Angelo provides support for each child as she shares the pen.

#### 10. Video: Taking Dictation

In the lesson, Mrs. Angelo demonstrates several important points to remember when taking dictation for children.

Guiding Question: What are the important points that Mrs. Angelo demonstrates?

#### 11. Writing Practices

List the three writing practices and give an example of how you would use the practice during the day.

**Writing practices provide teachers the opportunity to demonstrate the writing process, writing conventions and early literacy concepts and skills for children.**

## Response Journal

### Part 2: Instructional Practices

#### 12. Video: Content Integration

Guided Question: How is does Ms. Ellis integrate the unit Traditional Tales across content throughout the day?

13. What can you do to meet the needs of all your children when planning emergent writing experiences?

14. Review your notes and add additional information.

15. What will you do now to grow your practice around emergent writing?

#### **Content Support Documents**

- Overview of Emergent Writing
- Framework for Understanding Emergent Writing
- How Early Writing Develops
- Writing Practices
- Glossary of Terms

#### **Instructional Resources**

- Improve Kids Fine Motor Skills
- Connecting Writing Materials to the Framework
- Fine-Motor-Go-To List
- Setting up a Writing Center
- Making Books